


ENVAIR ELECTRODYNE LTD.



Enriching Environment

UNAUDITED FINANCIAL RESULTS FOR THE QUARTER & HALF YEAR ENDED 30.09.2014

(Rs. In Lakh)

		FOR THE QUARTER ENDED 30.09.14	FOR THE QUARTER ENDED 30.06.14	FOR THE QUARTER ENDED 30.09.13	FOR THE HALF YEAR ENDED 30.09.14	FOR THE HALF YEAR ENDED 30.09.13	FOR THE YEAR ENDED 31.03.14
		(Unaudited)	(Unaudited)	(Unaudited)	(Unaudited)	(Unaudited)	(Audited)
1	(a) Net Sales / Income from Operations	135.36	153.17	162.46	288.53	257.95	515.53
	(b) Other Operating Income	1.09	4.97	0.72	6.06	2.63	5.83
	TOTAL INCOME	136.45	158.14	163.18	294.59	260.58	521.36
2	Expenditure						
	a. (Increase) / decrease in Stock in trade and work in progress	(21.57)	(13.62)	27.65	(35.19)	(20.16)	3.27
	b. Consumption of raw materials	84.81	100.52	72.17	185.33	144.55	275.85
	c. Purchase of traded goods	-	-	-	-	-	-
	d. Employee Cost	28.71	29.26	27.23	57.97	50.99	100.22
	e. Depreciation	4.80	4.56	8.00	9.36	16.00	28.31
	f. Other Expenditure	34.35	35.99	44.25	70.34	82.06	172.28
	TOTAL EXPENDITURE	131.10	156.71	179.30	287.81	273.44	579.93
3	Profit (+) / Loss (-) from Operations before Other Income, Interest & Exceptional Items (1 - 2)	5.35	1.43	(16.12)	6.78	(12.86)	(58.57)
4	Other Income	-	-	-	-	-	65.09
5	Profit (+) / Loss (-) before Interest & Exceptional Items (3+4)	5.35	1.43	(16.12)	6.78	(12.86)	6.52
6	Interest	0.23	1.93	0.30	2.16	0.96	2.32
7	Profit (+) / Loss (-) after Interest but before Exceptional Items (5 - 6)	5.12	(0.50)	(16.42)	4.62	(13.82)	4.20
8	Exceptional Items	-	-	-	-	-	-
9	Profit (+) / Loss (-) from ordinary activities before tax (7+8)	5.12	(0.50)	(16.42)	4.62	(13.82)	4.20
10	Tax expenses	2.70	0.42	(4.00)	3.12	(3.21)	(6.61)
11	Net Profit (+) / Loss (-) from ordinary activities after tax (9 - 10)	2.42	(0.92)	(12.42)	1.50	(10.61)	10.81
12	Extra ordinary items (net of tax expenses)	-	-	-	-	-	-
13	Net Profit (+) / Loss (-) for the period (11-12)	2.42	(0.92)	(12.42)	1.50	(10.61)	10.81
14	Paid-up equity share capital (Face Value of Share Rs.10/-)	304.00	304.00	304.00	304.00	304.00	304.00
15	Reserve excluding Revaluation Reserves as per Balance Sheet of previous accounting year	-	-	-	-	-	66.78
16	Basic & Diluted EPS (Rs.) Not annualised	0.08	(0.03)	(0.41)	0.05	(0.35)	0.36
17	Public Shareholding						
	- Number of shares	1,249,500	1,251,400	1,263,951	1,249,500	1,263,951	1,255,300
	- Percentage of shareholding	41.10%	41.16%	41.58%	41.10%	41.58%	41.29%
18	promotors & promotor group shareholding						
	a. Pledged/Encumbered						
	- Number of shares	-	-	-	-	-	-
	- Percentage of shares (as a % of the total shareholding of promotor and promotor group)	0.00%	0.00%	0.00%	0.00%	0.00%	0.00%
	- Percentage of shares (as a % of the total share capital of the company)	0.00%	0.00%	0.00%	0.00%	0.00%	0.00%
	b. Non-Encumbered						
	- Number of shares	1,790,500	1,788,600	1,776,049	1,790,500	1,776,049	1,784,700
	- Percentage of shares (as a % of the total shareholding of promotor and promotor group)	100.00%	100.00%	100.00%	100.00%	100.00%	100.00%
	- Percentage of shares (as a % of the total share capital of the company)	58.90%	58.84%	58.42%	58.90%	58.42%	58.71%

1. The above results taken on record by the Board of Directors in the meeting held on 17.10.2014. **For ENVAIR ELECTRODYNE LTD.**

2. Investors' complaints received & disposed off during the quarter 06 Nos.


Date : 17.10.2014

Signature
SHRIPAD MIRASHI
Chairman & Managing Director

REGD. OFFICE & HEAD OFFICE : 117, 'S' BLOCK, M.I.D.C., BHOSARI, PUNE - 411 026 (INDIA)
TEL.: (020) 27120121, 30688117/8, FAX: (020) 30688130, EMAIL: contact@envairelectrodyne.com
Visit us at : www.envairelectrodyne.com



ENVAIR ELECTRODYNE LTD.



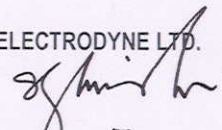
Enriching Environment

STATEMENT OF ASSETS & LIABILITIES

(Rs. In Lakh)

Particulars	AS AT 30.09.14	AS AT 30.09.13	AS AT 31.03.14
	(Unaudited)	(Unaudited)	(Audited)
I. EQUITY AND LIABILITIES			
(1) Shareholder's Funds			
(a) Share Capital	304.00	304.00	304.00
(b) Reserves and Surplus	49.54	45.34	66.78
(2) Non-Current Liabilities			
(a) Long-term borrowings	-	-	-
(b) Deferred tax liabilities (Net)	0.42	13.93	9.32
(c) Long term provisions	24.77	25.02	26.50
(3) Current Liabilities			
(a) Short-term borrowings	-	-	39.30
(b) Trade payables	62.81	55.25	97.25
(c) Other current liabilities	47.39	56.98	40.56
(d) Short-term provisions	1.54	1.29	1.54
Total - EQUITY AND LIABILITIES	490.47	501.81	585.25
II.Assets			
(1) Non-current assets			
<i>(a) Fixed assets</i>			
(i) Tangible assets	100.79	134.46	132.42
(ii) Intangible assets	1.64	4.90	3.27
(iii) Capital work-in-progress	-	6.91	-
(2) Current assets			
(a) Inventories	76.69	67.08	37.05
(b) Trade receivables	142.68	152.35	172.57
(c) Cash and cash equivalents	22.70	39.55	30.33
(d) Short-term loans and advances	75.97	93.88	139.61
(e) Other current assets	70.00	2.68	70.00
Total - ASSETS	490.47	501.81	585.25

For ENVAIR ELECTRODYNE LTD.


SHRIPAD MIRASHI
CHAIRMAN & MANAGING DIRECTOR

Covered

ENVAIR ELECTRODYNE LTD.



Enriching Environment

ENVAIR/BSE/0 78

17.10.2014

The Stock Exchange, Mumbai
Phoroze Jeejeebhoy Towers
25th Floor, Dalal Street
MUMBAI 400 001

Security Code no. : 17389

Dear Sir,

Sub : Adoption of Unaudited Financial Results for the Quarter ended 30th September, 2014

Dear Sir,

Please find enclosed a copy of the Advertisement regarding Unaudited Financial Results for the Quarter ended 30th September, 2014, with the comparative figures of the Quarter ended 30th September, 2013, to be published in the Newspapers as per Clause 41 of the Listing Agreement, which were taken on record on 17th October, 2014.

We request you to take the same on record.

Thanking you,

Yours faithfully,
For ENVAIR ELECTRODYNE LTD.

MEENA JOGLEKAR
DIRECTOR & COMPANY SECRETARY

Encl: aa